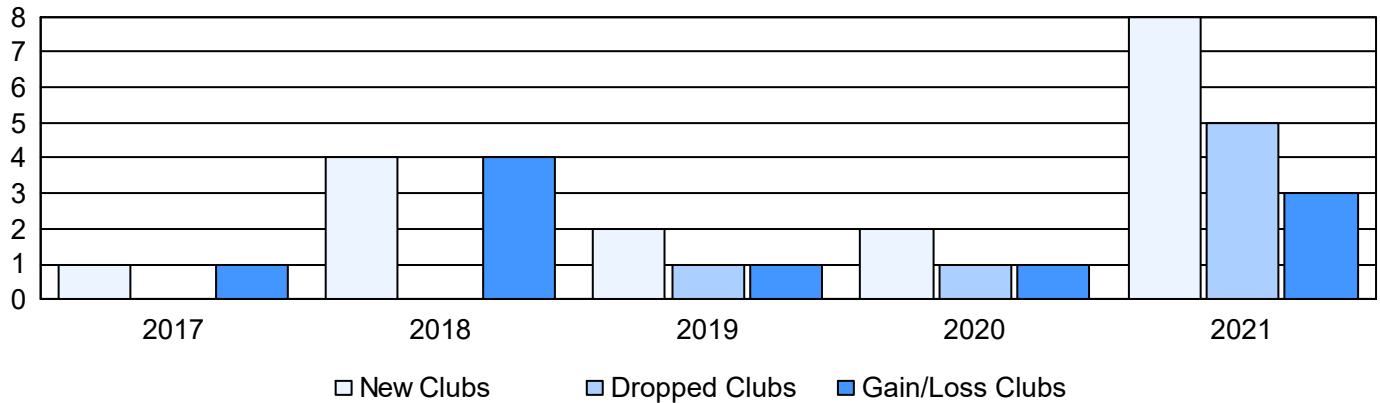
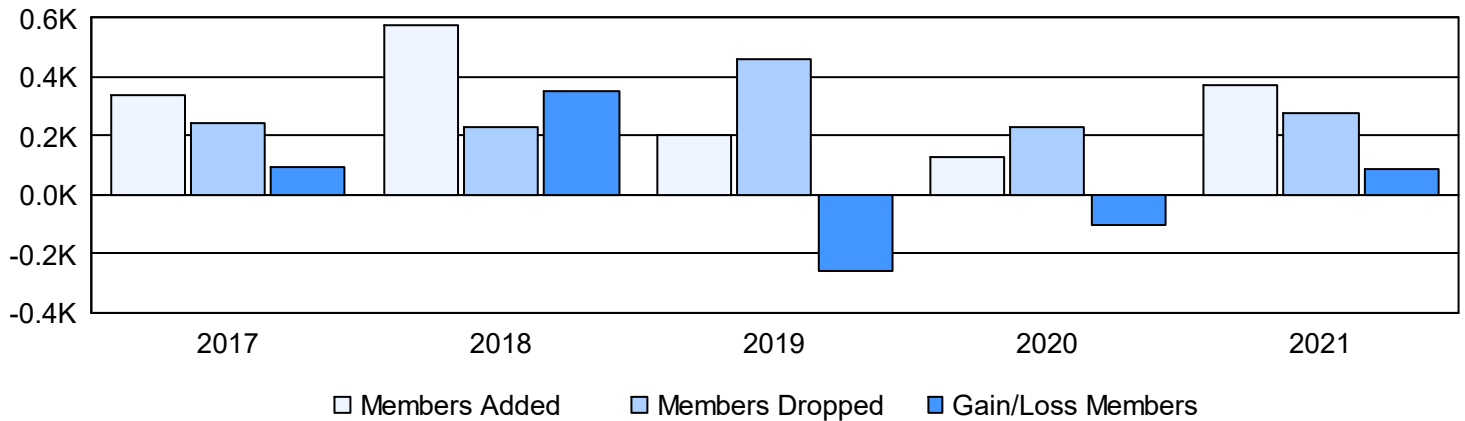


Year	New Clubs	Dropped Clubs	Gain/Loss Clubs	New Members	Charter Members	Reinstate Members	Transfer Members	Total Member Added	Total Members Dropped	Gain/Loss Members
2016-2017	1	0	1	288	30	9	12	339	244	95
2017-2018	4	0	4	457	100	6	16	579	230	349
2018-2019	2	1	1	109	58	27	6	200	462	-262
2019-2020	2	1	1	54	51	13	9	127	228	-101
2020-2021	8	5	3	149	200	7	13	369	280	89
Average	3	1	2	211	88	12	11	323	289	34

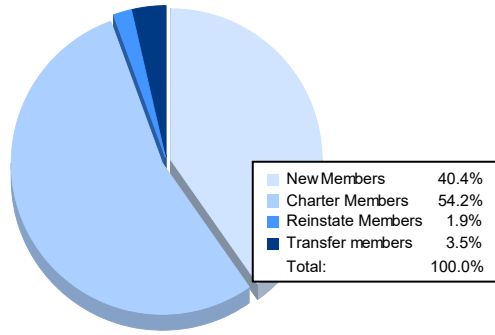
Clubs



Members



Membership Composition June 2021 Cumulative



Gender Composition June 2021 Cumulative

